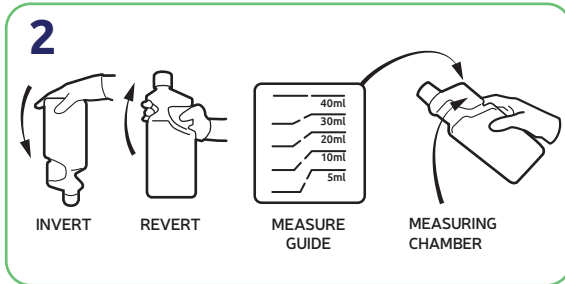


Kitchen Cleaner & Degreaser

Health & Safety
Please refer to relevant MSDS



Don't forget
PPE



Tip bottle and use guide to measure correct dilution in the measuring chamber. Remove cap and pour.

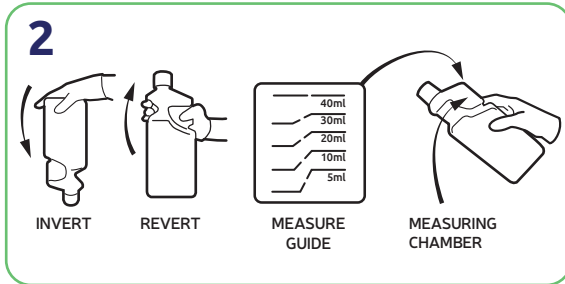



Dilute 10ml of product into a trigger spray.
1x1L makes 100 triggers.



Spray surface and wipe with a cloth. No need to rinse.

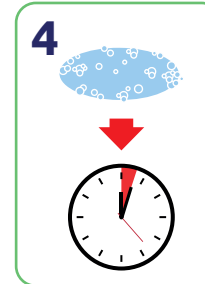
Do not rinse as BioHygiene special invisible biofilms offer residual protection.




Tip bottle and use guide to measure correct dilution in the measuring chamber. Remove cap and pour.



Dilute 50ml of product into a bucket.
1x1L makes 20 buckets.

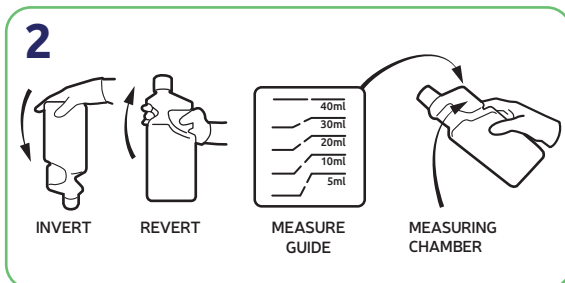


Allow a few minutes contact time.



Mop surface. No need to rinse.

Always use with cold water. Hot water will kill biological actives.



Tip bottle and use guide to measure correct dilution in the measuring chamber. Remove cap and pour.



Dilute 15ml of product into a trigger spray.



Spray surface and wipe with a cloth. No need to rinse.