

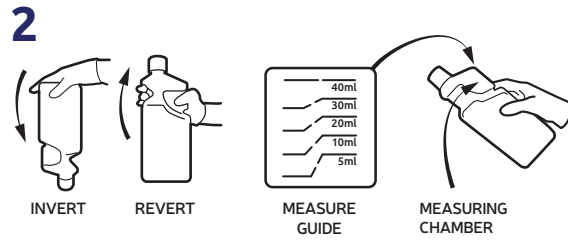
All Surfaces & Floor Cleaner

Health & Safety
Please refer to relevant MSDS



Don't forget

PPE



Tip bottle and use guide to measure correct dilution in the measuring chamber. Remove cap and pour.

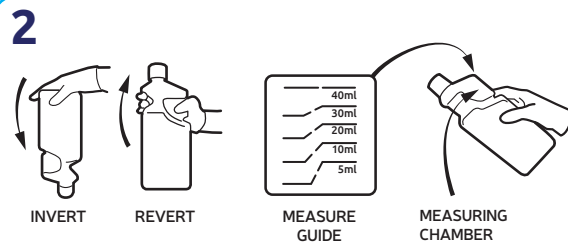



Dilute 5ml of product into a trigger spray.
1x1L Makes 200 triggers.



Spray and wipe with a cloth.


Do not rinse as BioHygiene special invisible biofilms offer residual protection.



Tip bottle and use guide to measure correct dilution in the measuring chamber. Remove cap and pour.

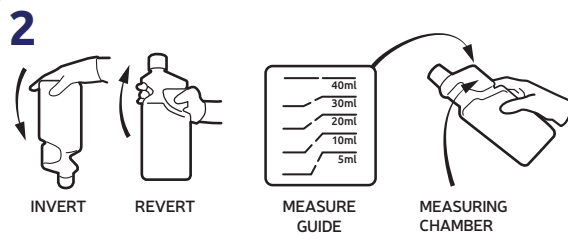
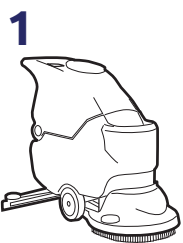


Dilute 25ml of product into a bucket.
1x1L Makes 40 buckets.




Mop. No need to rinse.

Always use with cold water. Hot water will kill biological actives.



Tip bottle and use guide to measure correct dilution in the measuring chamber. Remove cap and pour.



Use as directed.